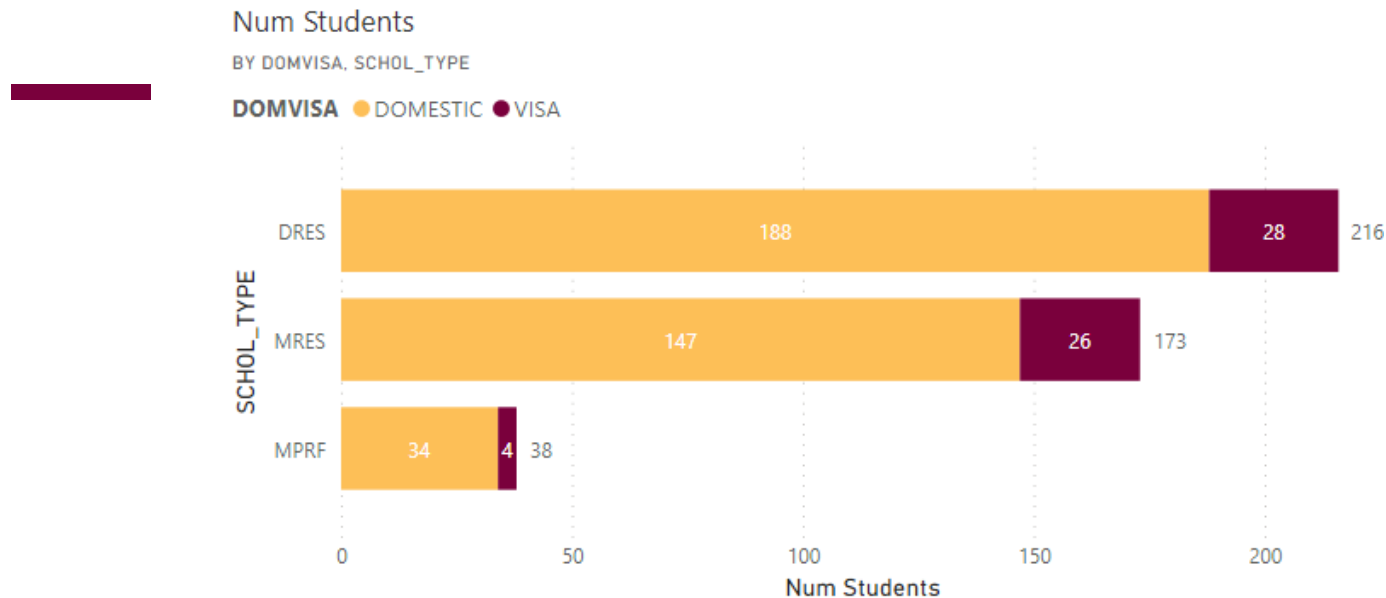


Graduate Funding in the Social Sciences

Taskforce on Graduate Funding May 2023



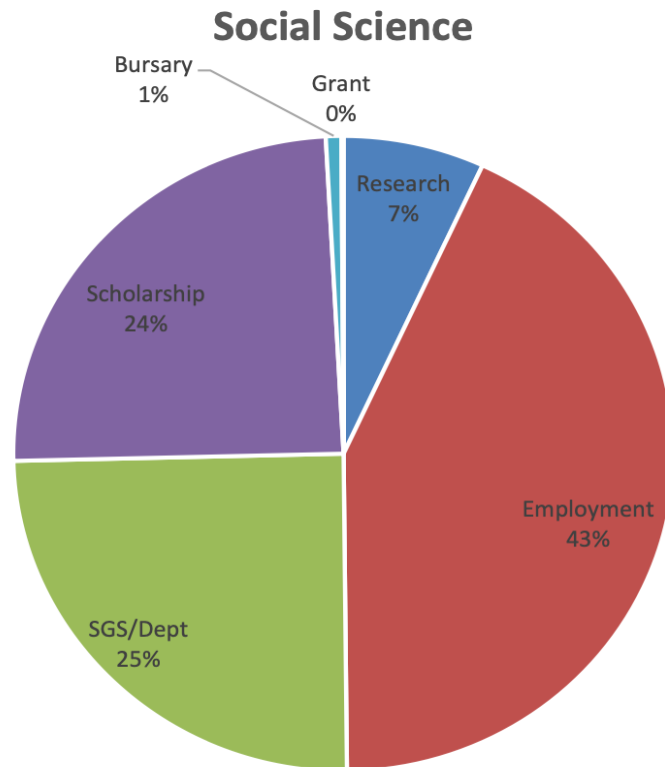
Social Science Graduate Enrollment (2021-2022)



- 13 PhD programs; 18 MA programs (Research); 1 MA (Professional)
- PhD: 51%; MA (Research): 40%; MA (Professional): 9%
 - PhD: 216 students (87% Domestic; 13% International)
 - MA (Research): 173 students (85% Domestic; 15 % International)
 - MA (Professional): 38 students: (95% Domestic; 5% International)
- Unique: 1-year MA with Master Research Paper (MRP)

Sources of Graduate Funding in the Social Sciences

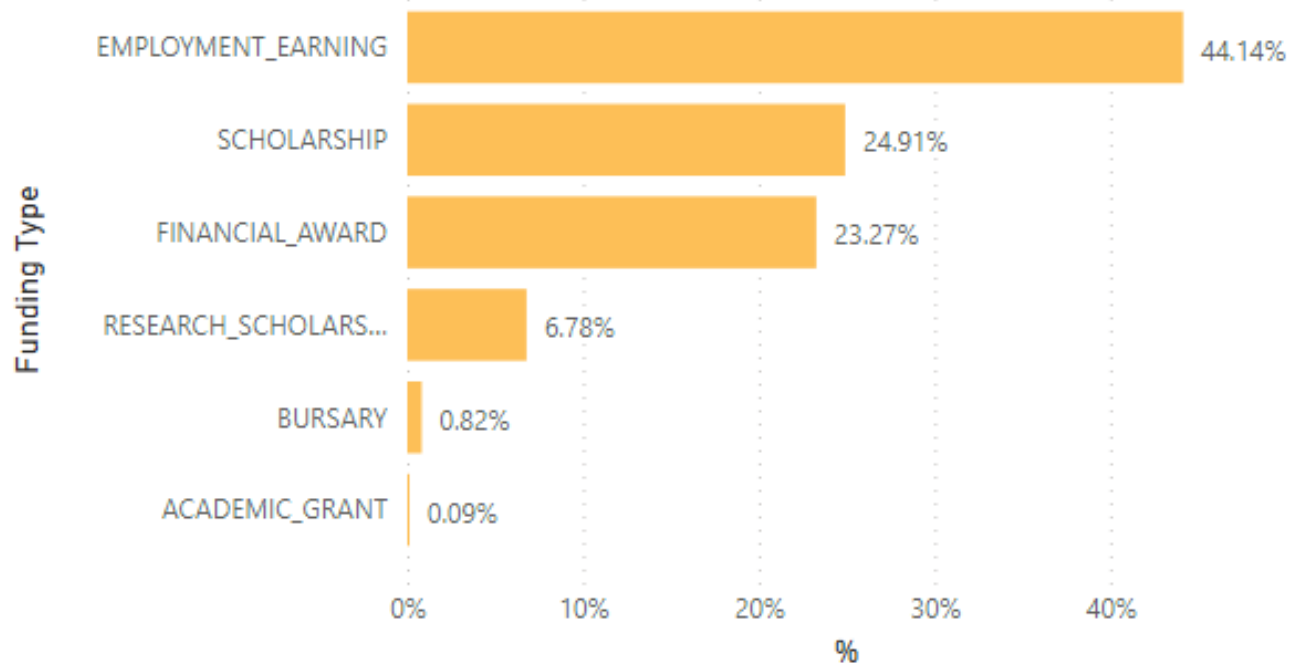
% of Total Compensation



- Employment (Teaching assistantships and RA in lieu of TA) 43%
- SGS Scholarship Fund and other Department Sources 25%
- Competitive Internal and External Scholarships 24%
- Faculty Research Grants 7%
- Bursaries, based on need 1%

FSS Sources of Graduate Funding graph

Funding Break-Down (DRES and MRES)



Graduate Funding in FSS

	Headcount	P25	Median	P75
DRES				
IN-TIME	160	17,570	23,796	30,943
FIFTH-YEAR	24	887	9,482	17,196
OVER TIME	32	-1,306	155	5,640
MRES				
YEAR 1	137	-2,307	5,953	11,174
YEAR2+	36	-4,080	-1,032	3,621



- In-time PhD Minimum stipend for F23 is \$17,500 over tuition for all students
- Funding packages are not standardized across programs

Conclusions

- FSS supports a large number of PhD students
- Funding for PhD students predominantly comes from employment, SGS scholarships, and external/internal scholarships
- Like other Social Science programs across Canada, FSS is unique among faculties at McMaster in offering an intensive 1-year Research MA program with a Master Research Paper
- The funding mix varies substantially across departments





Melanie Heath
Associate Dean of
Graduate Studies
Faculty of Social
Sciences
adeangso@mcmaster.ca